

# Hide and Seek with Wildlife



CONSERVE. CONNECT. PROTECT.

# Hide and Seek with Wildlife

Wildlife is all around us and often they can see us even when we can't see them.

On the following slides see if you can find the hidden species.

The next slide will point out where the animal is in the picture. The last slide in this program contains a key.



# Where am I ?



# Here I am!



# Where am I ?



# Here I am?



# Where am I ?



Here I am!





# Where am I?



# Here I am?



# Where am I ?



# Here I am!



# Where am I ?



# Here I am!



# Where am I?



# Here I am!






# Where am I?



# Here I am?



# Where am I ?




# Here I am!



# Where am I?



# Here I am!



# Where am I?



# Here I am!






# Where am I?



# Here I am!



How many were you able to spot  
without looking ahead?

Go outside with a camera and see how many species  
of wildlife you can spot playing Hide and Seek.

**You are IT!**

Photos by Suzie Gilley,  
Wildlife Education Coordinator, DGIF

Answer key in next slide.



## Answer Key to Wildlife Species in Slides



Killdeer



Killdeer egg in nest

Slides 3 & 4 Eastern Cricket Frog

Slides 5 & 6 White tailed Deer – look closely for the outline

Slides 7 & 8 Monarch Caterpillar

Slides 9 & 10 Green Frog - just the tip of his nose and eyes are showing

Slides 11 & 12 Spider - hiding under a leaf

Slides 13 & 14 Red-winged Blackbird, in the small shot on #14, you can see the red shoulder patches

Slides 15 & 16 Broad-headed Skink

Slides 17 & 18 Zebra Swallowtail

Slides 19 & 20 Gray Tree Frog

Slides 21 & 22 Bald Eagle –high up in tree

Slides 25&26 Pepper Moth

