

Terrific Turkeys

Directions: Copy the figure below onto a transparency. Tape a sheet of butcher paper to a wall. Use an overhead projector to project the turkey onto the paper. Adjust the distance of the projector from the paper so that the turkey appears between 2½ and 3 feet tall. Trace the image onto the paper and cut out for Mighty Math.




Terrific Turkeys

Directions: Copy the **Turkey Predators** below. Enlarge them, if desired (Note: pictures are not to scale). The **Mountain Lion**, **Bald Eagle**, **Great Horned Owl**, **Coyote** and **Bobcat** are Wild Turkey predators and may be used in Step 3 of the main activity. The **Raccoon**, **Striped Skunk** and **Rat Snake** are predators of Wild Turkey **eggs** and may be used in Step 4.

Mountain
Lion




Bald Eagle



Great
Horned
Owl

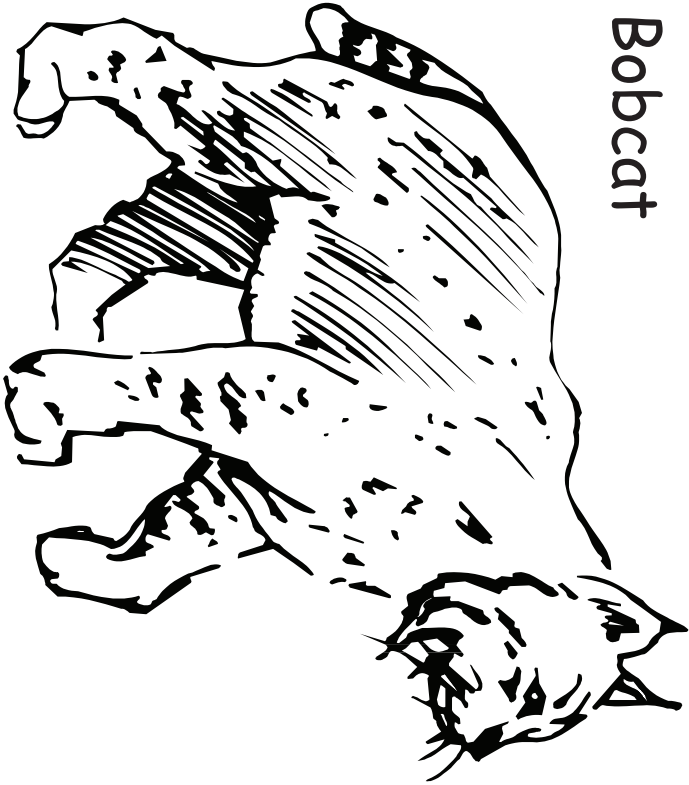


Coyote







Raccoon



Bobcat



Rat Snake



Striped Skunk