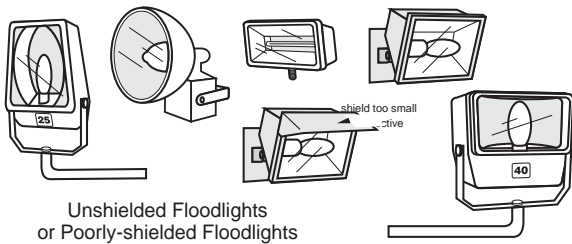


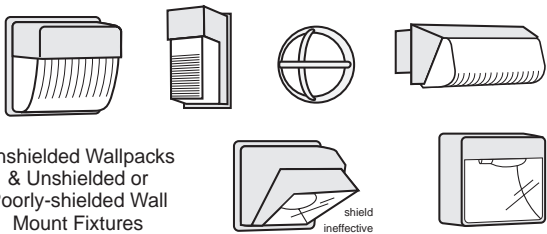
Types of Lighting Fixtures



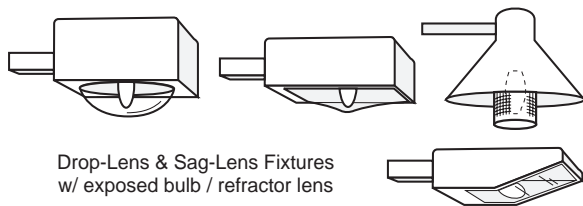
Fixtures that produce glare and light trespass



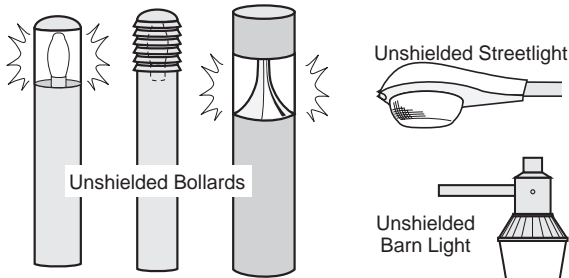
Unshielded Floodlights or Poorly-shielded Floodlights



Unshielded Wallpacks & Unshielded or Poorly-shielded Wall Mount Fixtures




Drop-Lens & Sag-Lens Fixtures w/ exposed bulb / refractor lens



Unshielded Bollards

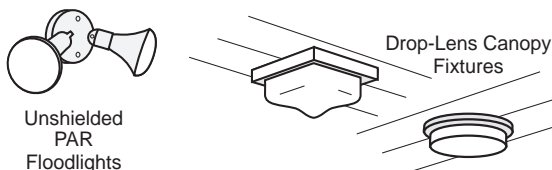
Unshielded Streetlight

Unshielded Barn Light



Louvered 'Marine' style Fixtures

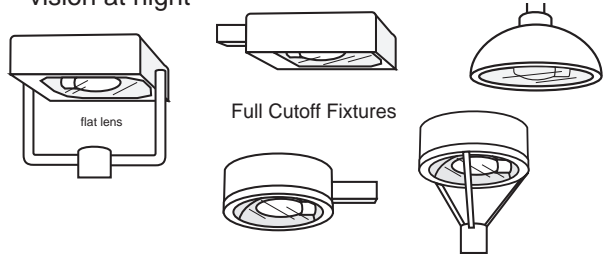
Unshielded 'Period' Style Fixtures



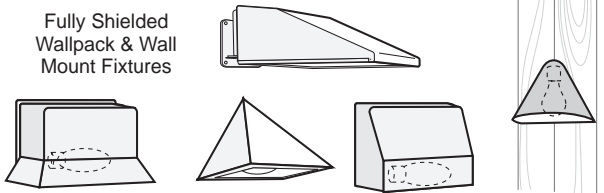
Unshielded PAR Floodlights

Drop-Lens Canopy Fixtures

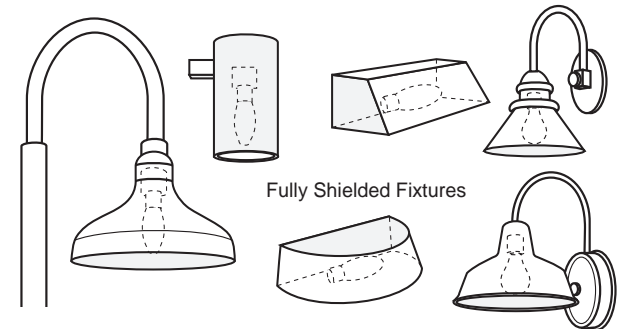
Fixtures that shield the light source to minimize glare and light trespass and to facilitate better vision at night



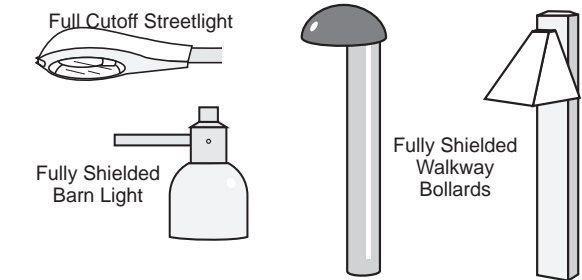
Full Cutoff Fixtures



Fully Shielded Wallpack & Wall Mount Fixtures



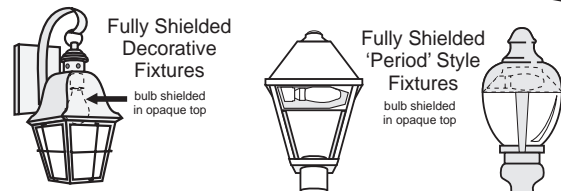
Fully Shielded Fixtures



Full Cutoff Streetlight

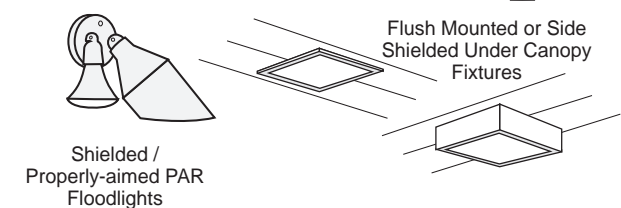
Fully Shielded Barn Light

Fully Shielded Walkway Bollards



Fully Shielded Decorative Fixtures

Fully Shielded 'Period' Style Fixtures



Shielded / Properly-aimed PAR Floodlights

Flush Mounted or Side Shielded Under Canopy Fixtures

Illustrations © Bob Crelin / BobCrelin.com. Used with permission.