



ASSOCIATION *of*  
FISH & WILDLIFE  
AGENCIES

---



**Multistate Conservation Grant Program:  
An Evaluation of Years 2001 - 2008**

**Prepared for the National Grants Committee**  
By, Christina Zarrella  
Multistate Conservation Grant Program Coordinator  
April 14, 2008

**Table of Contents**

**Executive Summary.....p.3**

**Introduction.....p.4**  
**Federal Legislation & Legal Requirements.....p.4**

**The Evaluation Approach & Process.....p.5**  
**Evaluation Objectives.....p.5**  
**Challenges.....p.5**

**Results.....p.6**  
**Organizations Receiving MSCGP Funds.....p.6**  
**MSCGP Data: Overall Program.....p.8**  
**Partnership Funds.....p.10**

**Discussion.....p.12**

**Conclusion.....p.12**

**Appendix A: List of all MSCGP Funded Projects 2001-2008.....p.13**

**Acknowledgements**

I would like to thank the following individuals for sharing their experience with program evaluation and for their assistance and advice during the research portion of this project: Marla Hetzel, Recreational Boating and Fishing Foundation; Christy Kuczak, U.S. Fish and Wildlife Service; Mark Shaffer, Doris Duke Charitable Foundation; Rob Southwick, Southwick & Associates.

### **Executive Summary**

The Multistate Conservation Grant Program (MSCGP) funds projects that address regional or national level priorities of state fish and wildlife agencies (Catalog of Federal Domestic Assistance Number 15.628). It was established in 2000 by the Wildlife and Sport Fish Restoration Programs Improvement Act. The Association of Fish and Wildlife Agencies (Association) and the U.S. Fish and Wildlife Service (USFWS) cooperatively administer the MSCGP. The Association solicits grant proposals and makes its “priority list” recommendations to the USFWS, who can only fund projects from the Association’s list and manages and monitors grant awards. Each year, up to \$6,000,000 is available to fund MSCGP projects. According to the Catalog of Federal Domestic Assistance (CFDA), the objective of the MSCGP is to provide funding for sport fish and wildlife restoration projects identified by the Association.

The MSCGP has met this objective, as all MSCGP projects were selected utilizing a process developed by the Association, and each project addressed a National Conservation Need (NCN), which are an important component of the process and are submitted annually by Association committees and regional associations of fish and wildlife agencies. This process assured that all MSCGP projects reflected the priorities of state fish and wildlife agencies. While the objective of the MSCGP does not lend itself to many measurements, the program’s history can be examined.

- In regard to projects, the organizations that represent state agencies (including the Association and WAFWA) and state agencies have conducted the most MSCGP projects (47%).
- In regard to organizations that have received funding, more than one-third of all MSCGP funds (37%) have been granted to the USFWS for the purpose of conducting the research for and coordination of the National Survey of Fishing, Hunting and Wildlife-Associated Recreation.
- In regard to the types of projects that MSCGP funds have supported, almost half have been spent on research (48%). Consider that the National Survey of Fishing, Hunting and Wildlife Associated Recreation is a large component of that figure.
- In regard to the types of projects selected for the MSCGP, research projects account for one-fourth of all projects (25%). Consider that the National Survey of Fishing, Hunting and Wildlife Associated Recreation is a large component of that figure.
- Leveraging partnership funds has been a significant achievement of the MSCGP. Currently partnership funds have totaled \$17,442,817 and have matched 33% of the total amount of MSCGP funds. To compare, standard SFR and WR grants have a 75% (federal) to 25% (state) cost share. This indicates that a 33% match of MSCGP funds is above the average for SFR and WR grants.

## **Introduction**

The Multistate Conservation Grant Program (MSCGP) funds projects that address regional or national level priorities of state fish and wildlife agencies (Catalog of Federal Domestic Assistance Number 15.628). It was established in 2000 by the Wildlife and Sport Fish Restoration Programs Improvement Act, which amended the Pittman-Robertson Wildlife Restoration Act and the Dingell-Johnson Sport Fish Restoration Act. The Association of Fish and Wildlife Agencies (Association) and the U.S. Fish and Wildlife Service (USFWS) cooperatively administer the MSCGP. The Association solicits grant proposals and makes its “priority list” recommendations to the USFWS, who can only fund projects from the Association’s list and manages and monitors grant awards. The Association annually selects National Conservation Needs (NCNs), which are an important component of the process and are submitted annually by Association committees and regional associations of fish and wildlife agencies. NCNs for each MSCGP cycle are selected by the Association’s National Grants Committee whose membership represents state and regional fish and wildlife agencies. Selected NCNs are also approved by State Directors. This process assures that all MSCGP projects reflect the priorities of state fish and wildlife agencies.

Each year, up to \$6,000,000 is available to fund MSCGP projects, which may be funded for one, two or three years on a calendar year basis. According to the Catalog of Federal Domestic Assistance (CFDA), the objective of the MSCGP is to provide funding for sport fish and wildlife restoration projects identified by the Association.

## **Federal Legislation & Legal Requirements**

The authorizing federal legislation for the MSCGP includes: The Wildlife and Sport Fish Restoration Programs Improvement Act of 2000, Public Law 106-408, as amended; the Dingell-Johnson Sport Fish Restoration Act, 64 Stat. 430 as amended, 16 U.S.C. 777m and the Pittman-Robertson Wildlife Restoration Act, 50 Stat. 917 as amended, 16 U.S.C. 669h-2. Legal requirements, as specified by 16 U.S.C. 669h-2 and 16 U.S.C 777m, are as follows:

1. Up to \$6 million is available each calendar year – \$3 million from Sport Fish Restoration and \$3 million from Wildlife Restoration funds. Each year’s funds are only available for the current year and the following year; any remaining funds are apportioned among the states.
2. A proposed project is not eligible for a grant unless the project will benefit:
  - A. At least 26 states;
  - B. A majority of the states in a region of the U.S. Fish and Wildlife Service; or
  - C. A regional association of State fish and wildlife agencies.
3. Grants may be awarded by the Secretary of the Interior only for projects identified on a priority list of wildlife or sport fish restoration projects submitted by the Association of Fish and Wildlife Agencies (Association).
4. The Association’s annual priority list must be prepared through a committee comprised of the heads of State fish and wildlife agencies (or their designees), in consultation with nongovernmental organizations that represent conservation organizations; sportsmen organizations; and industries that support or promote fishing, hunting, trapping, recreational shooting, bow hunting, or archery.
5. The priority list must be approved by vote of a majority of the heads of State fish and wildlife agencies (or their designees); and must be submitted no later than October 1 of each fiscal

year to the Assistant Director for Wildlife and Sport Fish Restoration Programs of the U.S. Fish and Wildlife Service.

6. The Secretary of Interior may make grants only to:
  - A. A State or group of States;
  - B. The U.S Fish and Wildlife Service, or a State or group of States, for the purpose of carrying out the National Survey of Fishing, Hunting, and Wildlife Associated Recreation; and
  - C. A nongovernmental organization.
  
7. Any nongovernmental organization that applies for a Multistate Conservation Grant must submit with the application to the Association a certification that (1) the organization will not use the grant funds to fund, in whole or in part, any activity of the organization that promotes or encourages opposition to the regulated hunting or trapping of wildlife, or to the regulated taking of fish; and (2) the grant funds will not be used, in whole or in part, for an activity, project, or program that promotes or encourages opposition to the regulated hunting and trapping of wildlife or the regulated taking of fish.

### **The Evaluation Approach & Process**

The evaluation approach was goal-based in order to provide a summary of what the MSCGP has achieved. After researching program evaluation and conducting interviews with experienced evaluators, an evaluation process was developed that included four steps:

- 1) Framing the evaluation: identify needs/target audience, document, consider available resources and design program strategies.
  
- 2) Defining goals and objectives: choose goals consistent with needs, define objectives, generate evaluation questions and select Indicators and outcomes.
  
- 3) Fact-Finding:
  - Reviewing program documents
  - Collecting final products
  
- 4) Analysis

### **Evaluation Objectives**

The MSCGP was established in 2000 and in 2008 is in its ninth grant-making cycle. This evaluation will illustrate how the funds have been spent and what kinds of projects have been supported. As with all federal legislation, the authorizing legislation for the MSCGP will eventually require reauthorization, and policy makers may want to know what the program has accomplished. This evaluation addressed that question for policy makers, federal and state fish and wildlife agencies and interested nongovernmental organizations.

### **Challenges**

There were several challenges encountered that have impacted this evaluation. The first was the objective of the program, which in the Catalog of Federal Domestic Assistance is listed as: "The objective of the MSCGP is to provide funding for sport fish and wildlife restoration projects

identified by the Association.” This objective does not lend itself to many measurements. Certainly all of the MSCGP projects funded have been identified by the Association and address National Conservation Needs identified by state agencies.

A second challenge was the many different types of project the grants have funded. This evaluation examines the program as a whole and does not delve into the level of detail by individual project type. MSCGP project types include:

- Coordination & Administration
- Development
- Education
- Habitat Management
- Maintenance & Operations
- Outreach
- Planning
- Research
- Technical

Third, no repository of final products existed for completed projects. USFWS does maintain project reports, but these provide information about the progress of the project. A final report about project progress may not necessarily be accompanied by final products. Currently the Association is compiling the final products from past grantees to display on the MSCGP website.

Fourth, there was difficulty contacting previous grantees as many of the project contacts have changed positions or organizations.

## **Results**

These results should be read with the following qualifications in mind:

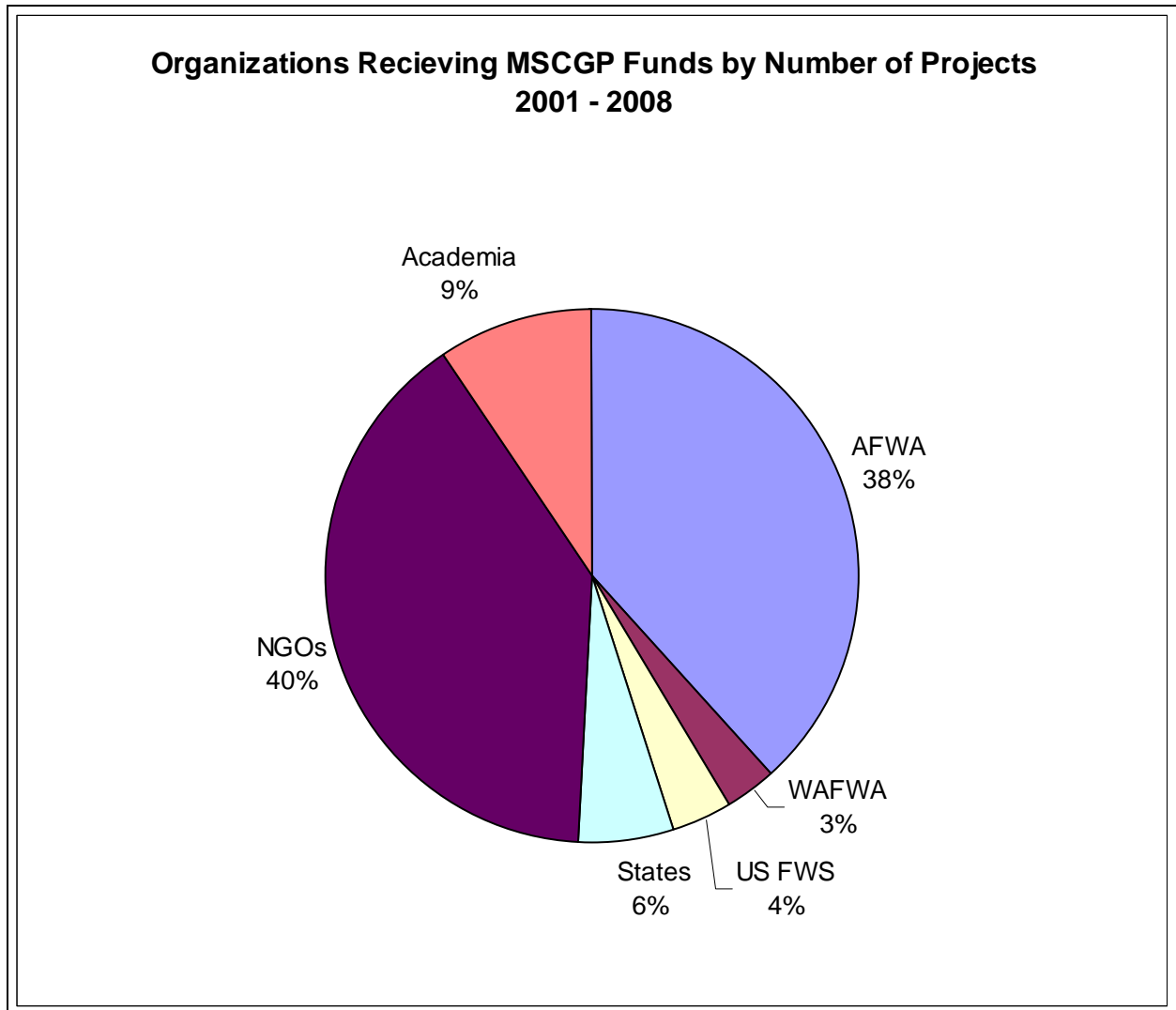
- 1) The “cost” category represented depicts the initial, intended cost for the project and not the actual cost. In some cases, the actual cost may be lower than recorded as leftover funds are rolled back into the Multistate pot.
- 2) Additionally, the “cost” categories per year represent the total cost of the project. In reality, many of the Multistate projects are multi-year projects and the funds are dispensed annually throughout different years of the project.

### **Organizations Receiving MSCGP Funds**

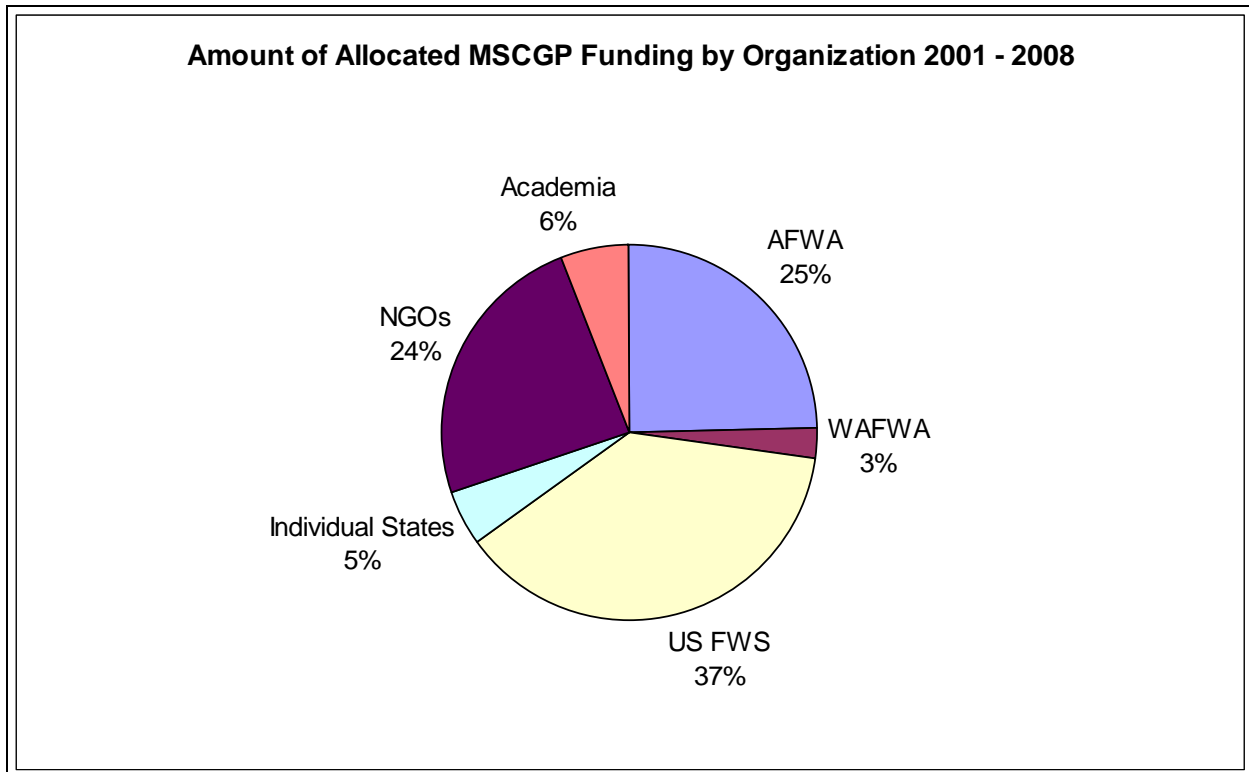
Different organizations have received MSCGP funds. These organizations can be categorized as:

- *The Association of Fish and Wildlife Agencies* (Association)
- *The Western Association of Fish and Wildlife Agencies* (WAFWA) – A regional association of fish and wildlife agencies. There are other regional associations but WAFWA is the only one that has been granted funding directly.
- *States* – This category includes individual state fish and wildlife agencies.
- *U.S. Fish & Wildlife Service* (USFWS) – Federal agencies are ineligible to apply for MSCGP funds, but an exception was made in the legislation for USFWS to conduct the National Survey of Fishing, Hunting, and Wildlife-Associated Recreation.
- *Nongovernmental Organizations* (NGOs) – This category includes a variety of organizations that are not associated with state or federal governments. Some NGOs are for-profit while others are non-profit.
- *Academia* – This category represents academic institutions.

The below figure (*Figure 1*) illustrates the organizations that have conducted MSCGP projects. See *Figure 2* to view how the number of projects conducted compares to the funds allocated to each organization type.



**Figure 1:** A pie-chart illustrating the organization types that receive MSCGP funding by the number of projects conducted.



**Figure 2:** A pie-chart illustrating the amount of MSCGP funding that each organization type has been allocated.

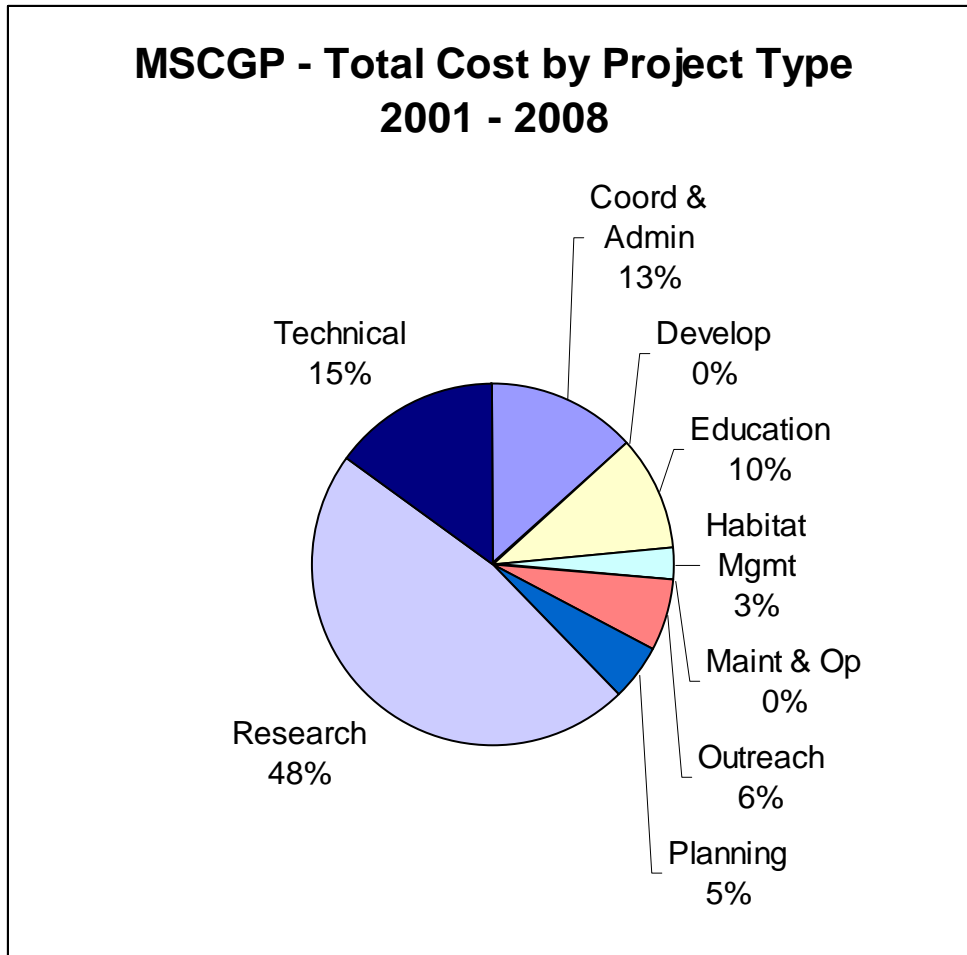
*MSCGP Data: Overall Program*

The below data and figures illustrate what types of projects the MSCGP has supported during the first eight years of the program (see *Table 1* and *Figure 3*.) The bulk of Multistate funds (48%) were used to fund research. The National Survey of Fishing, Hunting, and Wildlife-Associated Recreation was a large component of all research projects. Note that the two categories of “Development” and “Maintenance & Operation” were each used once for a single project. The “Habitat Management” category is new for the program and started being used in the 2008 cycle.

| Type and # of Projects                      | Cost                         |
|---|------------------------------|
| <b>Coordination and Administration (23)</b> | \$6,882,709.00               |
| <b>Development (1)</b>                      | \$66,800.00                  |
| <b>Education (20)</b>                       | \$5,384,168.00               |
| <b>Habitat Management (3)</b>               | \$1,428,358.00               |
| <b>Maintenance &amp; Operation (1)</b>      | \$51,500.00                  |
| <b>Outreach (20)</b>                        | \$3,324,102.00               |
| <b>Planning (12)</b>                        | \$2,552,421.00               |
| <b>Research (35)</b>                        | \$24,628,959.00              |
| <b>Technical (23)</b>                       | \$7,839,492.40               |
| <b>Total MSCGP Cost</b>                     | \$52,158,509.40 <sup>1</sup> |

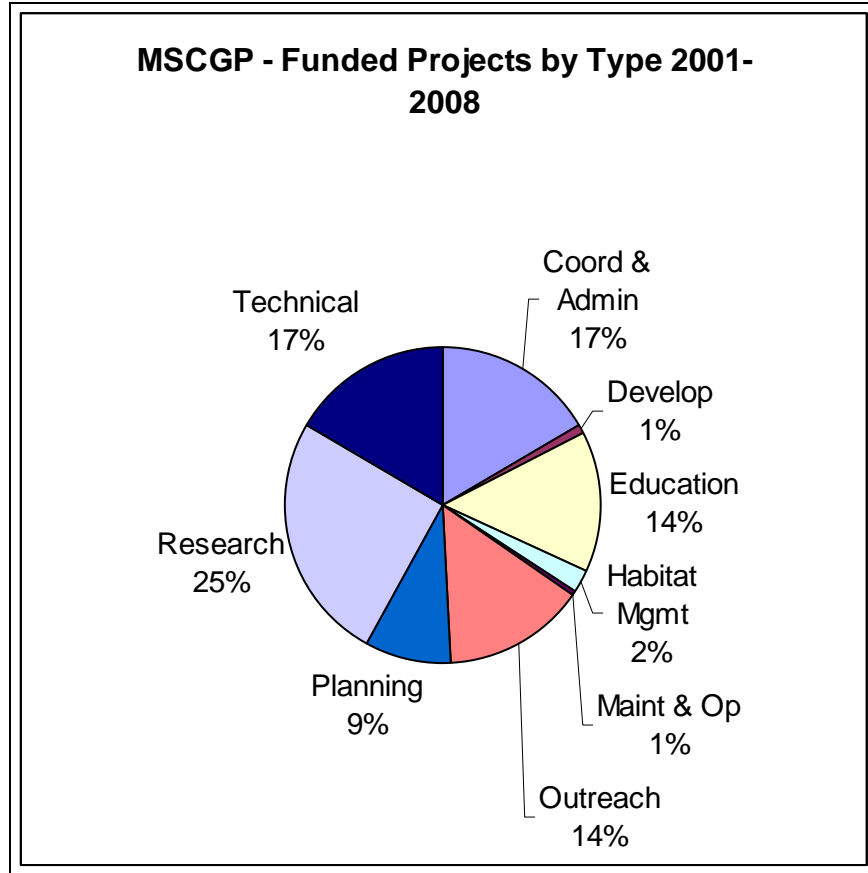
<sup>1</sup> The total exceeds the total amount of appropriated MSCGP funds for 2001 – 2008 because some projects did not use all of the obligated funds, which were rolled back into the Multistate pot. An additional \$1,958,000 was added to MSCGP funds through the 2005 Transportation Act for years 2006 and 2007.





**Figure 3:** A pie-chart illustrating the total cost by project type for the MSCGP 2001 – 2008.

While *Table 1* and *Figure 3* are two ways of showing the same data, cost by project type, *Figure 4* depicts only the project types that have been funded through the Multistate program during the first eight years of the program and omits the amount of funding.



**Figure 4:** A pie chart illustrating the project types that have been funded by the MSCGP 2001 – 2008.

#### Partnership Funds

Partnership funds are not a requirement of the MSCGP but are used by the Association to encourage applicants to leverage additional funds (from within their organization and/or other partner organizations). In-kind and cash contributions that are quantified in an applicant’s proposed budget and listed as “partnership funds” are used by the Association to award bonus points during the proposal review process, but are not considered by the USFWS to be an official non-federal match. While applicants requesting partnership funds are required to include a certification in their proposal, these funds are not monitored. Therefore the below estimates in *Table 2* may be higher or lower in actuality than is estimated for years 2001-2008. Year 2001 lacks data because these proposals were submitted in hard copy and are unable to be located.

| <b>Year</b>     | <b>PF (Amount and percentage of total MSCGP funds awarded that cycle)</b> |                          |
|-----------------|---|--------------------------|
| 2001            | No Data   |                          |
| 2002            | \$394,965   | (5%)                     |
| 2003            | \$2,401,120   | (49%)                    |
| 2004            | \$2,226,596   | (15%) <sup>2</sup>       |
| 2005            | \$1,278,018   | (29%)                    |
| 2006            | \$6,070,617   | (100+%)                  |
| 2007            | \$1,586,509   | (80%)                    |
| 2008            | \$3,484,992   | (75%)                    |
| <b>Total PF</b> | \$17,442,817  | (33% of all MSCGP funds) |

To compare, standard Sportfish Restoration (SFR) and Wildlife Restoration (WR) grants have a 75% (federal) to 25% (state) cost share. State Wildlife Grants (SWG) also have the same share for planning grants (implementation SWG grants are 50-50 cost share) as do the standard Endangered Species Grants (with the exception that if two or more states work together on a grant, then the cost share is 90% federal to 10% state.) This indicates that a 33% match of MSCGP funds is above the average for most SFR and WR grants. *Table 3* shows that the percentage of MSCGP projects that have leveraged partnership funds has increased with each cycle. In 2008, 100% of selected MSCGP projects included partnership funds in their budgets. As the program matures, and if this trend continues, it could increase the total amount and percentage of partnership funds leveraged by the MSCGP.

| <b>Year</b>  | <b>Projects (Number of projects including PF and percentage of projects that cycle including PF)</b> |                             |
|--------------|--|-----------------------------|
| 2001         | No Data  |                             |
| 2002         | 3  | (14%)                       |
| 2003         | 9  | (39%)                       |
| 2004         | 7  | (41%)                       |
| 2005         | 9  | (53%)                       |
| 2006         | 13   | (62%)                       |
| 2007         | 10   | (91%)                       |
| 2008         | 9  | (100%)                      |
| <b>Total</b> | 60   | (43% of all MSCGP projects) |

<sup>2</sup> The \$11,080,004 reserved for the 2006 National Survey of Fishing, Hunting and Wildlife-Associated Recreation skews the percentage of funds matched for 2004.

### **Discussion**

While the objective of the MSCGP does not lend itself to many measurements, the program's history can be examined. In regard to projects, the organizations that represent state agencies (including the Association and WAFWA) and state agencies have conducted the most MSCGP projects (47%). Nongovernmental organizations conducted 40%, academic institutions 9% and the USFWS 4% of MSCGP projects.

In regard to organizations that have received funding, more than one-third of all MSCGP funds (37%) have been granted to the USFWS for the purpose of conducting the research for and coordination of the National Survey of Fishing, Hunting and Wildlife-Associated Recreation. Organizations that represent state agencies (including the Association and WAFWA) and state agencies have also received one-third of all MSCGP funds (33%). The remaining funds have been granted to nongovernmental organizations (24%) and academic institutions (6%).

In regard to the types of projects that MSCGP funds have supported, almost half have been spent on research (48%). Consider that the National Survey of Fishing, Hunting and Wildlife Associated Recreation is a large component of that figure. Other project types supported by MSCGP funds include: Technical (15%), Coordination & Administration (13%), Education (10%), Outreach (6%), Planning (5%), Habitat Management (3%) and less than one percent of funds have supported Development or Maintenance & Operation projects.

In regard to the types of projects selected for the MSCGP, research projects account for one-fourth of all projects (25%). Consider that the National Survey of Fishing, Hunting and Wildlife Associated Recreation is a large component of that figure. Technical projects and Coordination & Administration projects each account for 17% (34% in total). Education projects and Outreach projects each account for 14% (28% in total). The remaining types of projects selected include: Habitat Management (2%), Development (1%) and Maintenance & Operation (1%).

Leveraging partnership funds has been a significant achievement of the MSCGP. Currently partnership funds have totaled \$17,442,817 and have matched 33% of the total amount of MSCGP funds. To compare, standard SFR and WR grants have a 75% (federal) to 25% (state) cost share. This indicates that a 33% match of MSCGP funds is above the average for SFR and WR grants. Additionally, there is a trend in the MSCGP as the program matures that more projects that leverage partnership funds are selected.

### **Conclusion**

In conclusion, the MSCGP has met its objective as defined in the CFDA: "...to provide funding for sport fish and wildlife restoration projects identified by the Association." All MSCGP projects were selected utilizing a process developed by the Association, and each project addressed a National Conservation Need (NCN). NCNs are an important component of the process and are submitted annually by Association committees and regional associations of fish and wildlife agencies. NCNs for each MSCGP cycle are selected by the Association's National Grants Committee whose membership represents state and regional fish and wildlife agencies. Selected NCNs are also approved by State Directors. This process assures that all MSCGP projects reflect the priorities of state fish and wildlife agencies.

**Appendix A:** List of all MSCGP funded projects 2001-2008

| State | FWS Grant Number | Title  | Grantee  | Category           | Funds Awarded  | Grant Cycle |
|-------|------------------|--|--|--------------------|----------------|-------------|
| VA    | M-20-R           | Toward a Comprehensive Understanding of Angler Access  | American Sportfishing Association/Responsive Management          | Research           | \$247,092.00   | 2008        |
| DC    | M-64-E           | Management Assistance Team   | Association of Fish & Wildlife Agencies                          | Education          | \$1,570,720.00 | 2008        |
| DC    | M-61-C           | National Fish Habitat Action Plan  | Association of Fish & Wildlife Agencies                          | Coordination       | \$247,500.00   | 2008        |
| DC    | M-60-HM          | Atlantic Coastal Fish Habitat Partnership  | Atlantic States Marine Fisheries Commission                      | Habitat Management | \$521,520.00   | 2008        |
| MI    | M-1-R            | Human Dimensions of Wildlife Health Management: insights to support the National Fish & Wildlife Health Initiative | Michigan State University  | Research           | \$299,263.00   | 2008        |
| CT    | M-8-R            | Issues Related to Hunting Access in the U.S  | National Shooting Sports Foundation                              | Research           | \$432,023.00   | 2008        |
| NC    | M-1-HM           | Designing Sustainable Landscapes for Bird Populations in the Eastern United States                                 | North Carolina State University                                  | Habitat Management | \$522,412.00   | 2008        |
| TN    | M-4-C            | Establishment and Support of the Southeastern Instream Flow Network  | Southeastern Association of Fish & Wildlife Agencies             | Coordination       | \$445,500.00   | 2008        |
| DC    | M-62-HM          | Implementing Bird Action Plans for Shrubland Dependents in the Appalachian Mountains Bird Conservation Region      | Wildlife Management Institute                                    | Habitat Management | \$384,426.00   | 2008        |
| DC    | M-55-R           | Economic Impacts of Hunting, 2006  | AFWA   | Research           | \$63,910.00    | 2007        |
| DC    | M-56-R           | Evaluation of Methodologies for the National Survey of Fishing, Hunting, and Wildlife-Associated Recreation        | AFWA   | Research           | \$85,800.00    | 2007        |
| MO    | M-2-E            | National Hunting and Fishing Day Initiative  | American National Fish and Wildlife Museum (Wonders of Wildlife) | Education          | \$134,750.00   | 2007        |
| VA    | M-18-R           | Economic Impacts of Sportfishing, 2006   | American Sportfishing Association                                | Research           | \$69,551.00    | 2007        |

|    |         |  |  |           |              |      |
|----|---------|--|--|-----------|--------------|------|
| VA | M-19-E  | National Youth Partnerships: Building on Success of Hooked on Fishing Not on Drugs   | Future Fisherman Foundation                            | Education | \$60,000.00  | 2007 |
| CT | M-7-R   | Best Practices in Hunting and Shooting Sports Recruitment and Retention  | National Shooting Sports Foundation                    | Research  | \$215,600.00 | 2007 |
| OH | M-3-E   | Trailblazer Adventure Program Youth/Family Outdoor Education   | U.S. Sportsmen Alliance Foundation                     | Education | \$320,000.00 | 2007 |
| GA | M-3-E-1 | Disease Training for Wildlife Biologists   | University of Georgia - College of Veterinary Medicine | Education | \$445,140.00 | 2007 |
| DC | M-57-E  | Conservation Leaders for Tomorrow: Exposing University Wildlife and Other Natural Resources Students to Hunting and the Hunters Role in Conservation | Wildlife Management Institute                          | Education | \$212,000.00 | 2007 |
| DC | M-58-R  | Property Tax Incentives for Access to Private Lands  | Wildlife Management Institute                          | Research  | \$164,450.00 | 2007 |
| DC | M-59-R  | Hunting Heritage Action Plan   | Wildlife Management Institute                          | Research  | \$220,000.00 | 2007 |
| VA | M-16-P  | Regional model for development and implementation of a comprehensive bird monitoring framework   | American Bird Conservancy                              | Planning  | \$517,826.00 | 2006 |
| IN | M-1-T   | Fisheries Database Summit II, Data to Support the National Fish Habitat Initiative   | American Fisheries Society-Computer User Section       | Technical | \$95,700.00  | 2006 |
| DC | M-46-E  | Training Opportunities for New Trapper Education Program Materials   | Association of Fish and Wildlife Agencies              | Education | \$60,500.00  | 2006 |
| DC | M-52-T  | Review of Conservation Practices Used on Conservation Reserve Program Land   | Association of Fish and Wildlife Agencies              | Technical | \$79,400.00  | 2006 |
| DC | M-53-T  | Evaluating the Integration of Fish & Wildlife Conservation as a Primary Resource Concern in the Conservation Security Program                        | Association of Fish and Wildlife Agencies              | Technical | \$75,000.00  | 2006 |
| DC | M-50-T  | Clarifying Population Objectives for Waterfowl Habitat and Harvest Mngt.   | Association of Fish and Wildlife Agencies              | Technical | \$93,500.00  | 2006 |

|    |        |   |   |              |                |      |
|----|--------|---|---|--------------|----------------|------|
| DC | M-47-C | Development and coordination, IAFWA N.A. Conservation Education Strategy  | Association of Fish and Wildlife Agencies         | Coordination | \$372,900.00   | 2006 |
| DC | M-48-R | Complete the Approval Requirements for AQUIS®, Zero Withdrawal Anesthetic   | Association of Fish and Wildlife Agencies         | Research     | \$235,955.00   | 2006 |
| DC | M-51-C | Multistate Conservation Grant Program Coordination  | Association of Fish and Wildlife Agencies         | Coordination | \$302,064.00   | 2006 |
| DC | M-49-O | Data-Driven Strategies to Recruit and Retain Anglers  | Association of Fish and Wildlife Agencies         | Outreach     | \$160,452.00   | 2006 |
| MN | M-1-P  | Explore Archery: A process for strategic placement of archery ranges  | Bowhunting Preservation Alliance                  | Planning     | \$81,000.00    | 2006 |
| VA | M-15-O | Production of a "Guide to Fishing and Boating with Children"  | Future Fisherman Foundation                       | Outreach     | \$109,000.00   | 2006 |
| GA | M-1-P  | An Aquatic Habitat Plan for the Southeastern United States  | Georgia Department of Natural Resources           | Planning     | \$257,000.00   | 2006 |
| WY | M-7-T  | International Instream Flow Program Initiative  | Instream Flow Council (IFC)                       | Technical    | \$262,000.00   | 2006 |
| MS | M-1-T  | Implementation of the National CP33 Monitoring Program  | Mississippi State University                      | Technical    | \$707,850.00   | 2006 |
| TN | M-2-P  | Building the Interstate Capacity of the Northern Bobwhite Conservation Initiative   | Tennessee Wildlife Resources Agency               | Planning     | \$239,500.00   | 2006 |
| WI | M-4-T  | Midwest Driftless Area Fish Habitat Restoration Effort  | Trout Unlimited – Midwest Office                  | Technical    | \$192,500.00   | 2006 |
| VA | M-17-C | Project Manager and Coordinator for the 2006 National Survey of Fishing, Hunting and Wildlife-Associated Recreation (FHVAR) | U.S. Fish and Wildlife Service                    | Coordination | \$1,168,589.00 | 2006 |
| WY | M-4-T  | Advancing Human Dimensions Expertise among Fish and Wildlife Agencies   | Western Association of Fish and Wildlife Agencies | Technical    | \$287,247.00   | 2006 |
| WY | M-6-P  | Western Native Trout Initiative   | Western Association of Fish and Wildlife Agencies | Planning     | \$565,095.00   | 2006 |

|    |        |  |   |              |                |      |
|----|--------|--|---|--------------|----------------|------|
| WY | M-5-C  | Sage-Grouse Interstate Working Group Coordinator   | Western Association of Fish and Wildlife Agencies | Coordination | \$101,475.00   | 2006 |
| DC | M-54-P | American Woodcock Conservation Initiative: Atlantic Northern Forest Bird Conservation Region   | Wildlife Management Institute                     | Planning     | \$66,000.00    | 2006 |
| MD | M-3-R  | Enhancement of the Multistate Aquatic Resources Information System (MARIS) to Support the National Fish Habitat Initiative                     | American Fisheries Society                        | Research     | \$569,307.00   | 2005 |
| DC | M-40-T | Management Assistance Team   | Association of Fish and Wildlife Agencies         | Technical    | \$1,373,814.13 | 2005 |
| DC | M-43-C | National Fish Habitat Initiative Coordination and Development  | Association of Fish and Wildlife Agencies         | Coordination | \$391,600.00   | 2005 |
| DC | M-45-C | Representation of the Western, Southeastern, Northeastern, and Midwest Associations of F&W Agencies in International Conventions and Protocols | Association of Fish and Wildlife Agencies         | Coordination | \$39,600.00    | 2005 |
| DC | M-44-R | A Summary of the Best Current Practices for Recruiting and Retaining Participants in Hunting, Angling, Boating and Shooting Sports             | Association of Fish and Wildlife Agencies         | Research     | \$16,375.00    | 2005 |
| DC | M-41-O | Furbearer Management and Communication Training Video  | Association of Fish and Wildlife Agencies         | Outreach     | \$25,000.00    | 2005 |
| DC | M-42-O | Data-Driven Strategies to Increase Angler Numbers and Participation  | Association of Fish and Wildlife Agencies         | Outreach     | \$64,548.00    | 2005 |
| WY | M-3-T  | Case Studies and Guidebook for Conducting Instream Flows for Riverine Resource Stewardship   | Instream Flow Council                             | Technical    | \$98,300.00    | 2005 |
| CO | M-2-E  | Hunter Education Program Reviews: A Peer Evaluation Approach   | International Hunter Education Association        | Education    | \$135,000.00   | 2005 |
| CT | M-5-O  | Step Outside--Expanding Recruitment Opportunities  | National Shooting Sports Foundation               | Outreach     | \$391,300.00   | 2005 |
| CT | M-6-O  | The Future of Hunting and the Shooting Sports; Research Strategies to Increase Participation and Retention                                     | National Shooting Sports Foundation               | Outreach     | \$388,964.00   | 2005 |



|    |        |   |  |              |              |      |
|----|--------|---|--|--------------|--------------|------|
| SC | M-3-O  | Focus on the Woman--<br>Recruitment and<br>Retention Strategies and<br>Tactics for Women<br>Involved in Outdoor<br>Recreation   | National Wild Turkey<br>Federation                       | Outreach     | \$78,880.00  | 2005 |
| NY | M-1-C  | OWP's Approach to<br>Expanding Multistate<br>Collaboration and<br>Communication   | Organization of Wildlife<br>Planners                     | Coordination | \$4,500.00   | 2005 |
| RI | M-1-C  | Enhance and Improve the<br>Design Handbook for<br>Recreation and Fishing<br>Access Facilities to<br>Include New Standards<br>and Technical<br>Considerations  | States Organization for<br>Boating Access                | Coordination | \$96,145.00  | 2005 |
| TX | M-3-O  | National Master Naturalist<br>Program Initiative  | Texas Parks and Wildlife<br>Department                   | Outreach     | \$91,400.00  | 2005 |
| VA | M-14-C | The Eastern Brook Trout<br>Joint Venture  | Virginia Tech,<br>Conservation<br>Management Institute   | Coordination | \$431,592.00 | 2005 |
| CO | M-3-R  | Status of Western Native<br>Freshwater Fishes   | Western Division of the<br>American Fisheries<br>Society | Research     | \$80,000.00  | 2005 |
| DC | M-39-R | "How Much Is Enough for<br>2007? A Regional Wildlife<br>Habitat Needs<br>Assessment for the 2007<br>Farm Bill"  | Wildlife Management<br>Institute                         | Research     | \$91,000.00  | 2005 |
| MD | M-2-T  | Propagated Fish in<br>Resource Management:<br>Symposium & Workshop  | American Fisheries<br>Society                            | Technical    | \$118,209.00 | 2004 |
| VA | M-11-E | Facilitation and<br>Continuation of the<br>Partnership between the<br>Foundation and our State<br>Partners for the Planning<br>and Implementing of the<br>Hooked on Fishing-Not on<br>Drugs program | American Sportfishing<br>Association                     | Education    | \$497,500.00 | 2004 |
| VA | M-9-R  | Factors That Drive Sport<br>Fishing License Sales   | American Sportfishing<br>Association                     | Research     | \$124,554.00 | 2004 |
| DC | M-36-C | State Wildlife Plan<br>Development: National<br>Coordinated Assistance<br>for all 50 States   | Association of Fish and<br>Wildlife Agencies             | Coordination | \$198,400.00 | 2004 |
| DC | M-35-O | The Cost of Not Hunting<br>and Trapping   | Association of Fish and<br>Wildlife Agencies             | Outreach     | \$67,860.00  | 2004 |
| DC | M-33-C | Coordination of the Farm<br>Bill Conservation Program<br>Implementation   | Association of Fish and<br>Wildlife Agencies             | Coordination | \$240,000.00 | 2004 |

|    |        |  |   |              |                 |      |
|----|--------|--|---|--------------|-----------------|------|
| DC | M-37-E | Furbearer Management and Regulated Trapping Professional Development Workshops & Communication Planning Sessions for Fish & Wildlife Professionals | Association of Fish and Wildlife Agencies             | Education    | \$187,897.00    | 2004 |
| DC | M-32-C | Multistate Conservation Grant Program Coordination   | Association of Fish and Wildlife Agencies             | Coordination | \$197,680.00    | 2004 |
| DC | M-34-C | Coordination of Revisions of the Natural Resources Conservation Service National Handbook of Conservation Practices                                | Association of Fish and Wildlife Agencies             | Coordination | \$75,000.00     | 2004 |
| DC | M-38-C | Conservation Communication Team  | Association of Fish and Wildlife Agencies             | Coordination | \$30,000.00     | 2004 |
| LA | M-1-O  | Developing State Aquatic Nuisance Species Management Plans and Strategies for the Southeastern United States                                       | LA Department of Wildlife and Fisheries               | Outreach     | \$232,500.00    | 2004 |
| FL | M-1-E  | National Archery in the Schools Program  | National Alliance for the Development of Archery, Inc | Education    | \$185,000.00    | 2004 |
| CT | M-4-O  | Step Outside   | National Shooting Sports Foundation                   | Outreach     | \$157,600.00    | 2004 |
| VA | M-10-R | Measuring Public Opinion of Fish and Wildlife Agencies in the 16 Southeastern Association States   | Responsive Management                                 | Research     | \$345,445.00    | 2004 |
| VA | M-13-R | 2006 National Survey of Fishing, Hunting, and Wildlife-Associated Recreation (Option 6)  | U.S. Fish and Wildlife Service                        | Research     | \$11,080,004.00 | 2004 |
| VA | M-12-C | Project Coordinator for the 2006 National Survey of Fishing, Hunting, and Wildlife-Associated Recreation   | U.S. Fish and Wildlife Service                        | Coordination | \$725,284.00    | 2004 |
| OH | M-2-E  | The Trailblazer Adventure Program  | U.S. Sportsmen's Alliance Foundation                  | Education    | \$320,000.00    | 2004 |
| WI | M-3-E  | Becoming an Outdoors Woman: Educating Women in Farmland Stewardship & Fish & Wildlife-Based Recreation   | University of Wisconsin-Stevens Point                 | Education    | \$370,864.00    | 2004 |
| DC | M-30-P | A Communications Plan for IAFWA to Benefit State Fish and Wildlife Agencies  | Association of Fish and Wildlife Agencies             | Planning     | \$228,000.00    | 2003 |

|    |        |   |  |                   |              |      |
|----|--------|---|--|-------------------|--------------|------|
| DC | M-25-P | Making Sage Grouse Data Available for Management                                    | Association of Fish and Wildlife Agencies                  | Planning          | \$27,800.00  | 2003 |
| DC | M-28-T | Management Assistant Team 2003-2004   | Association of Fish and Wildlife Agencies                  | Technical         | \$816,544.00 | 2003 |
| DC | M-22-R | Develop a Request for Proposals for a National Survey                               | Association of Fish and Wildlife Agencies                  | Research          | \$137,940.00 | 2003 |
| DC | M-21-R | Chronic Wasting Disease Prevention and Planning                                     | Association of Fish and Wildlife Agencies                  | Research          | \$357,500.00 | 2003 |
| DC | M-24-R | Assessing Trapping Systems  | Association of Fish and Wildlife Agencies                  | Research          | \$118,800.00 | 2003 |
| DC | M-23-C | Bird Conservation for the Nation  | Association of Fish and Wildlife Agencies                  | Coordination      | \$214,520.00 | 2003 |
| DC | M-26-C | Automated Wildlife Data Systems Coordination  | Association of Fish and Wildlife Agencies                  | Coordination      | \$163,680.00 | 2003 |
| DC | M-31-C | Unwanted Aquatic Species: A Three-Year Project to Address State and Regional Issues | Association of Fish and Wildlife Agencies                  | Coordination      | \$391,840.00 | 2003 |
| VA | M-7-M  | Continued Support for State "Hooked On Fishing - Not On Drugs" programs             | Future Fisherman Foundation                                | Maintenance       | \$51,500.00  | 2003 |
| VA | M-8-E  | National 4-H Sportfishing Initiative  | Future Fisherman Foundation                                | Education         | \$150,623.00 | 2003 |
| CO | M-1-D  | National Hunting Incident Clearinghouse   | International Hunter Education Association                 | Development       | \$66,800.00  | 2003 |
| CT | M-3-O  | Step Outside  | National Shooting Sports Foundation                        | Outreach          | \$185,200.00 | 2003 |
| SC | M-1-E  | Women in the Outdoors   | National Wild Turkey Federation                            | Outreach          | \$155,000.00 | 2003 |
| ME | M-1-R  | Measuring Public Opinion of Northeast Agencies                                      | Northeast Conservation Information & Education Association | Research          | \$350,000.00 | 2003 |
| DC | M-27-O | Adaptive Outdoor Recreation Equipment to Assist Physically Challenged Individuals   | Paralyzed Veterans of America                              | Planning/Outreach | \$44,000.00  | 2003 |
| SC | M-2-P  | Northern Bobwhite Conservation Initiative   | South Carolina Department of Natural Resources             | Planning          | \$225,000.00 | 2003 |
| TX | M-2-T  | Creating State Master Naturalist Programs   | Texas Parks and Wildlife Department                        | Technical         | \$194,650.00 | 2003 |
| OH | M-1-E  | The Trailblazer Adventure Program   | U.S. Sportsmen's Alliance Foundation                       | Education         | \$160,000.00 | 2003 |
| NM | M-2-T  | Wildlife Law News Online Services   | University of New Mexico                                   | Technical         | \$81,000.00  | 2003 |

|    |         |   |   |                    |              |      |
|----|---------|---|---|--------------------|--------------|------|
| WI | M-2-R   | National Assessment of Becoming an Outdoors-Woman   | University of Wisconsin-Stevens Point               | Research           | \$186,100.00 | 2003 |
| VA | M-5-R   | Evaluation of the Fish and Wildlife Reference Service   | Virginia Polytechnic Institute and State University | Research           | \$40,711.00  | 2003 |
| VA | M-6-T   | Data Management for Chronic Wasting Disease   | Virginia Polytechnic Institute and State University | Technical          | \$92,154.00  | 2003 |
| WY | M-2-R   | Wildlife Values in the West   | Western Association of Fish and Wildlife Agencies   | Research           | \$447,922.00 | 2003 |
| VA | M-3-EO  | The 2001 Economic Contributions of Sportfishing   | American Sportfishing Association                   | Education/Outreach | \$73,044.00  | 2002 |
| AR | M-1-R   | Fate and Effect of the Aquaculture Therapeutic Potassium Permanganate   | Arkansas State University                           | Research           | \$245,976.00 | 2002 |
| DC | M-10-RO | The 2001 Economic Contributions of Hunting  | Association of Fish and Wildlife Agencies           | Research/Outreach  | \$76,992.00  | 2002 |
| DC | M-9-T   | Management Assistance Team 2002   | Association of Fish and Wildlife Agencies           | Technical          | \$496,680.00 | 2002 |
| DC | M-7-C   | Multistate Conservation Grant Program Coordinator   | Association of Fish and Wildlife Agencies           | Coordination       | \$177,840.00 | 2002 |
| DC | M-18-PO | All-Bird Conservation for the Nation  | Association of Fish and Wildlife Agencies           | Bird               | \$250,000.00 | 2002 |
| DC | M-11-O  | New Computer Models for Trap Testing the Best Management Practices  | Association of Fish and Wildlife Agencies           | Outreach           | \$76,937.00  | 2002 |
| DC | M-16-R  | Development of a Model for Infecting Fish with Columnaris   | Association of Fish and Wildlife Agencies           | Research           | \$96,384.00  | 2002 |
| DC | M-8-T   | Coordination of Vegetation Establishment and Management on Conservation Reserve Program Lands   | Association of Fish and Wildlife Agencies           | Technical          | \$150,000.00 | 2002 |
| DC | M-14-R  | Development and Validation of a Determinative Analytical Method for the Marker Residue of AQUI-S  | Association of Fish and Wildlife Agencies           | Research           | \$300,764.00 | 2002 |
| DC | M-17-R  | New Animal Drug Application for Oxytetracycline Immersion Therapy for Diseases of Cool and Warm Water Fish Species Cultured on Public Fish Facilities | Association of Fish and Wildlife Agencies           | Research           | \$275,327.00 | 2002 |

|    |                            |  |   |                       |                |      |
|----|----------------------------|--|---|-----------------------|----------------|------|
| DC | M-12-O                     | Best Management Practices Outreach for Furbearer Management  | Association of Fish and Wildlife Agencies | Outreach              | \$200,000.00   | 2002 |
| DC | M-13-O                     | State Representation in International Conventions and Protocols  | Association of Fish and Wildlife Agencies | Outreach              | \$114,000.00   | 2002 |
| DC | M-19-C                     | Sage-Grouse Interstate Working Group Coordinator   | Association of Fish and Wildlife Agencies | Coordination          | \$330,000.00   | 2002 |
| VA | M-4-CO                     | Support for State "Hooked on Fishing -- Not on Drugs" and Fishing Tackle Loaner Programs   | Future Fisherman Foundation               | Coordination/Outreach | \$557,000.00   | 2002 |
| WY | M-1-T                      | Book Publication -- Instream Flows for Riverine Resource Stewardship   | Instream Flow Council                     | Technical             | \$49,725.00    | 2002 |
| MD | no number (not in iFAIMES) | Fish and Wildlife Reference Service  | KRA Corporation                           | Technical             | \$472,282.00   | 2002 |
| CT | M-2-EO                     | Step Outside   | National Shooting Sports Foundation       | Education/Outreach    | \$171,100.00   | 2002 |
| DC | M-20-R                     | Pumpout Equipment Standards and Lifecycle Testing  | States Organization for Boating Access    | Research              | \$299,000.00   | 2002 |
| TN | M-1-P                      | Geographic Information System for the Central Hardwoods  | Tennessee Wildlife Resources Agency       | Planning              | \$33,750.00    | 2002 |
| DC | M-15-P                     | Understanding Relationship Between Waterfowl Hunting Regulations and Hunter Satisfaction/Participation   | Wildlife Management Institute             | Planning              | \$61,450.00    | 2002 |
| VA | no number (not in iFAIMES) | 2001 National Survey   |   | Research              | \$3,974,334.00 | 2002 |
| DC | M-3-T                      | Management Assistance Team   | Association of Fish and Wildlife Agencies | Technical             | \$502,496.00   | 2001 |
| DC | M-1-R                      | Analytical Support of Pivotal Field Efficacy Trials for Florfenicol Use in Public Fisheries  | Association of Fish and Wildlife Agencies | Research              | \$36,689.00    | 2001 |
| DC | M-2-R                      | Collection of Pivotal Field Efficacy Data to Support a New Animal Drug Approval for the Use of Florfenicol to Control Mortality Caused by Bacterial Pathogens in Cultured Fish | Association of Fish and Wildlife Agencies | Research              | \$216,775.00   | 2001 |

|  |                            |  |   |           |                        |      |
|--|----------------------------|--|---|-----------|------------------------|------|
| DC   | M-4-T                      | Automated Wildlife Data Systems Project Coordination   | Association of Fish and Wildlife Agencies | Technical | \$193,050.00           | 2001 |
| DC   | M-6-O                      | Best Management Practice Outreach Project  | Association of Fish and Wildlife Agencies | Outreach  | \$327,376.00           | 2001 |
| DC   | M-5-T                      | Workshops on Integrated Migratory Bird Management  | Association of Fish and Wildlife Agencies | Technical | \$298,350.00           | 2001 |
| TX   | M-1-E                      | Science and Civics: Sustaining Wildlife; Involving High School Students in Addressing Wildlife Needs     | Council for Environmental Education       | Education | \$165,030.00           | 2001 |
| VA   | M-1-O                      | Hooked on Fishing - Not on Drugs   | Future Fisherman Foundation               | Outreach  | \$150,125.00           | 2001 |
| MD   | M-1-T                      | Fish and Wildlife Reference Service  | KRA Corporation                           | Technical | \$1,109,041.27         | 2001 |
| CT   | M-1-O                      | Step Outside   | National Shooting Sports Foundation       | Outreach  | \$179,500.00           | 2001 |
| VA   | M-2-R                      | Factors Related to Hunting and Fishing Initiation, Participation, and Retention Among the Nation's Youth | Responsive Management                     | Research  | \$336,720.00           | 2001 |
| VA   | no number (not in iFAIMES) | 2001 National Survey   | U.S. Fish and Wildlife Service            | Research  | \$2,790,696.00         | 2001 |
| NM   | M-1-E                      | The Wildlife Law News Quarterly  | University of New Mexico                  | Education | \$10,000.00            | 2001 |
| WI   | M-1-O                      | Assisting States in Reaching Under Represented Groups  | University of Wisconsin-Stevens Point     | Outreach  | \$279,460.00           | 2001 |
| Total MSCGP Funds Awarded 2001-2008 <sup>3</sup> |                            |  |   |           | <b>\$52,178,509.40</b> |      |

<sup>3</sup> The total exceeds the total amount of appropriated MSCGP funds for 2001 – 2008 because some projects did not use all of the obligated funds, which were rolled back into the Multistate pot. An additional \$1,958,000 was added to MSCGP funds through the 2005 Transportation Act for years 2006 and 2007.